



Association Migration  
Solidarité & Echanges  
pour le Développement

<http://network.amsed.fr>

# Google Hangout

Avec le soutien de:



Erasmus+

The European Commission support for the production of this publication does not constitute endorsement of the contents which reflects the views only of the authors, and the Commission cannot be held responsible for any use which may be made of the information contained therein.

# Summary

- ✓ What is Google Hangout?
- ✓ How does it work?
- ✓ Its advantages
- ✓ Its inconveniences
- ✓ The first steps
- ✓ The application
- ✓ The tabs
- ✓ Demonstration

# What is Google Hangout?

- ✓ Google Hangout is an application by Google used as a tool for videoconferences with several members.
- ✓ Google Hangout is one of the main competitors of Skype.

# Its advantages

- ✓ Google Hangout offers a large variety of functions:
  - You can chose between text messages, vocal chat, or videoconferences.
  - You can host up to 10 people in a videoconference.
  - It is very useful for collaborative work, it allows you to share with other participants documents such as spreadsheets, texts, slideshares,...
  - Your Hangout videos will automatically be available on YouTube if you have an account.
  - It is compatible on any device and operating system. You can change devices and continue the conversation without problem.

# Its inconveniences

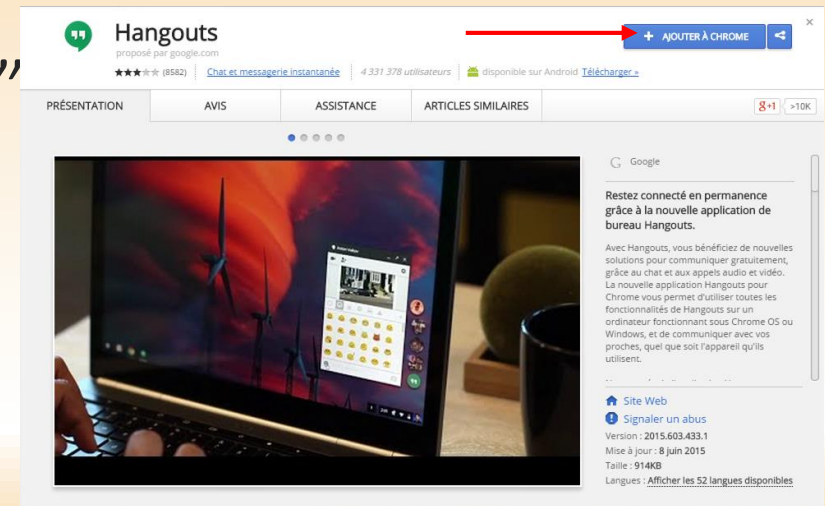
Google Hangout is the property of Google, so you need a Gmail account and you have to use Google Chrome.

It is not possible to make calls to any country in the world.

Only calls issued from the United States and Canada are free.

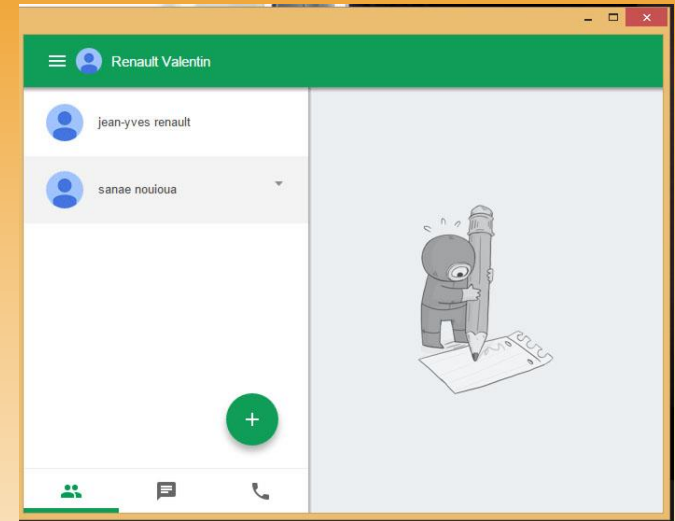
# The First Steps

- ✓ Go to <https://www.google.fr/hangouts/> to download the application.
- ✓ In our case, we are going to install the application on the computer.
- ✓ Click on the button “for your computer”
- ✓ Then you will be offered to install Hangout on Google Chrome.




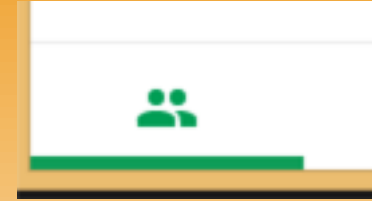
# The application

- ✓ You are now looking at Google Hangout!  
This is the main page.
- ✓ There are 3 tabs on the computer application.



# The tabs

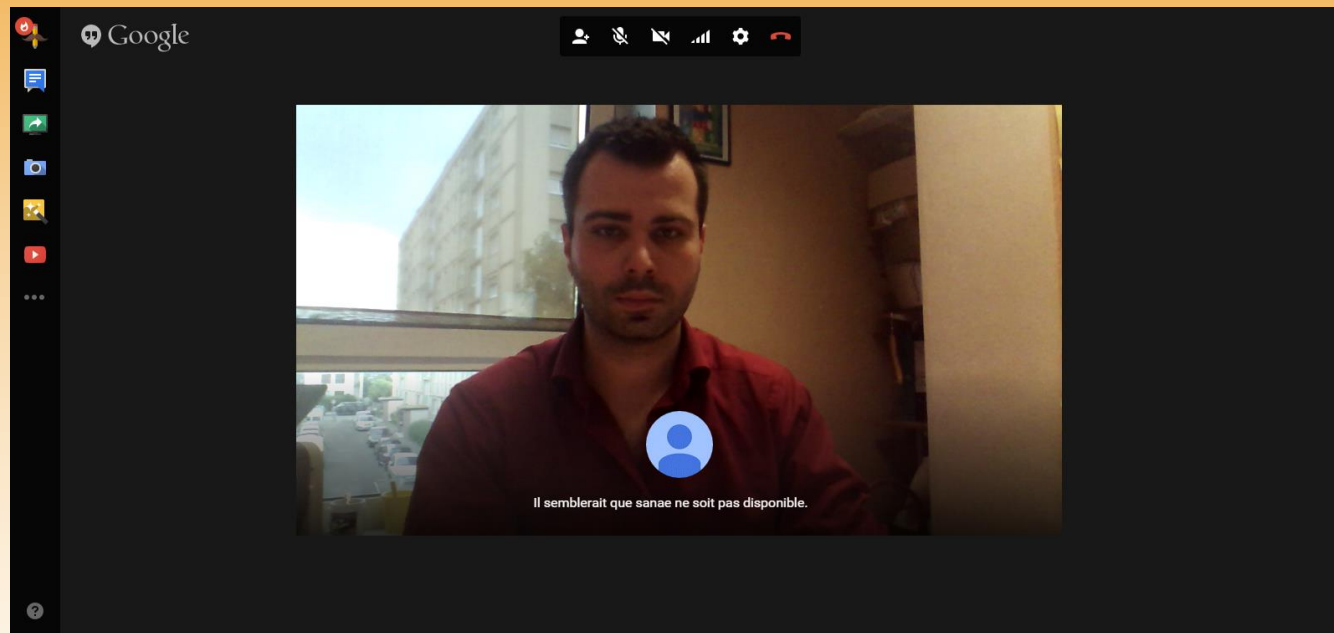
- ✓ This is your contact list. Google Hangout is synchronised with gmail, so you can import your contacts automatically. You can **start video calls by using this list.**
- ✓ This tab gives you access to your conversations. This is where you can **start a text chat.**
- ✓ **The last tab is to make phone calls.** However, these calls are only free if they are made between Google Hangout users.





# Demonstration

- ✓ This is how a video call looks like (or a videoconference).



- ✓ With the help of the buttons around the screen, you can use the chat, add participants, share documents... You are free to do what you want with this powerful application!