



Association Migration
Solidarité & Echanges
pour le Développement

<http://network.amsed.fr>

STORIFY

With the support of:



Erasmus+

The European Commission support for the production of this publication does not constitute endorsement of the contents which reflects the views only of the authors, and the Commission cannot be held responsible for any use which may be made of the information contained therein.

Content

- ✓ What is Storify?
- ✓ Why use Storify?
- ✓ How do you get started?
- ✓ Ready to go!

What is Storify?



“Storify is a social network service that lets the user create stories or timelines using social media such as Twitter, Facebook and Instagram”.

Why use Storify?

- ✓ Storify helps « make sense » of the billions of items that are posted on social media; it lets you choose the most relevant content and turn it into a coherent story.
- ✓ Storify lets you explore, explain and promote any type of story or event: entertainment, news, civil society projects and events ...
- ✓ Storify lets you share content with users even if they don't use a particular platform – e.g. share Instagram pictures with people who aren't on Instagram.
- ✓ Storify can help you save time and resources: you gather different content rather than write it all yourself.
- ✓ Storify is free and easy to use and the end result – if you use Storify well – is informative and visually appealing!

How to get started?

- ✓ Go to www.storify.com.
- ✓ Create an account, log in and click on « create a story ».



Storify
by livefyre

Please log in, or create an account
[Take the tour](#) or [join now!](#)

Login with Facebook

Login with Twitter

----- or -----

Username / Email

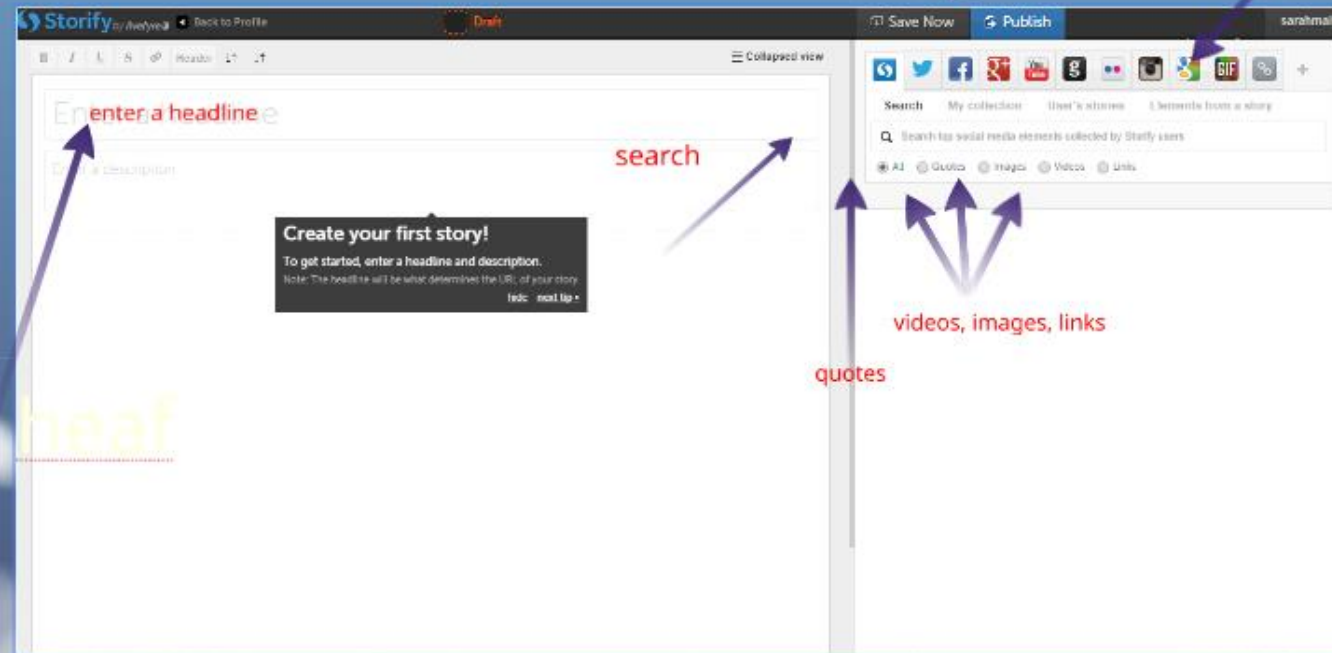
Password

☒ Remember me · [Recover my password](#)

Login

How to get started?

How to create your first story?



How to get started?

- ✓ Choose a headline and write a short description of your story.
- ✓ Search for content in the search bar. Drag and drop or click on "add all" in order to add content to the story.
- ✓ Edit the flow of your story by dragging and dropping in order to make sure the different articles appear in the correct order.
- ✓ Add your own explications, transitions and perhaps an introduction and a conclusion in order to make sure your story makes sense.
- ✓ Click on "publish" in order to publish your story.
- ✓ Share your story on Facebook and Twitter. You can also embed your story on your website or blog.

Ready to go!

✓ Here are a few examples to inspire you!

- The European Commission on Storify:

https://storify.com/EU_Commission

- The French ministry of Foreign Affairs on Storify:

<https://storify.com/francediplo>